

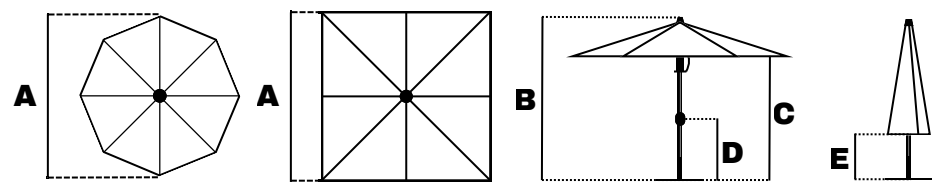


SHADE AUSTRALIA SUNRANGER EDEN INSTALLATION AND OPERATION GUIDE

Umbrella Components

- Umbrella Main Frame
- Umbrella Finial
- Umbrella Bottom Pole

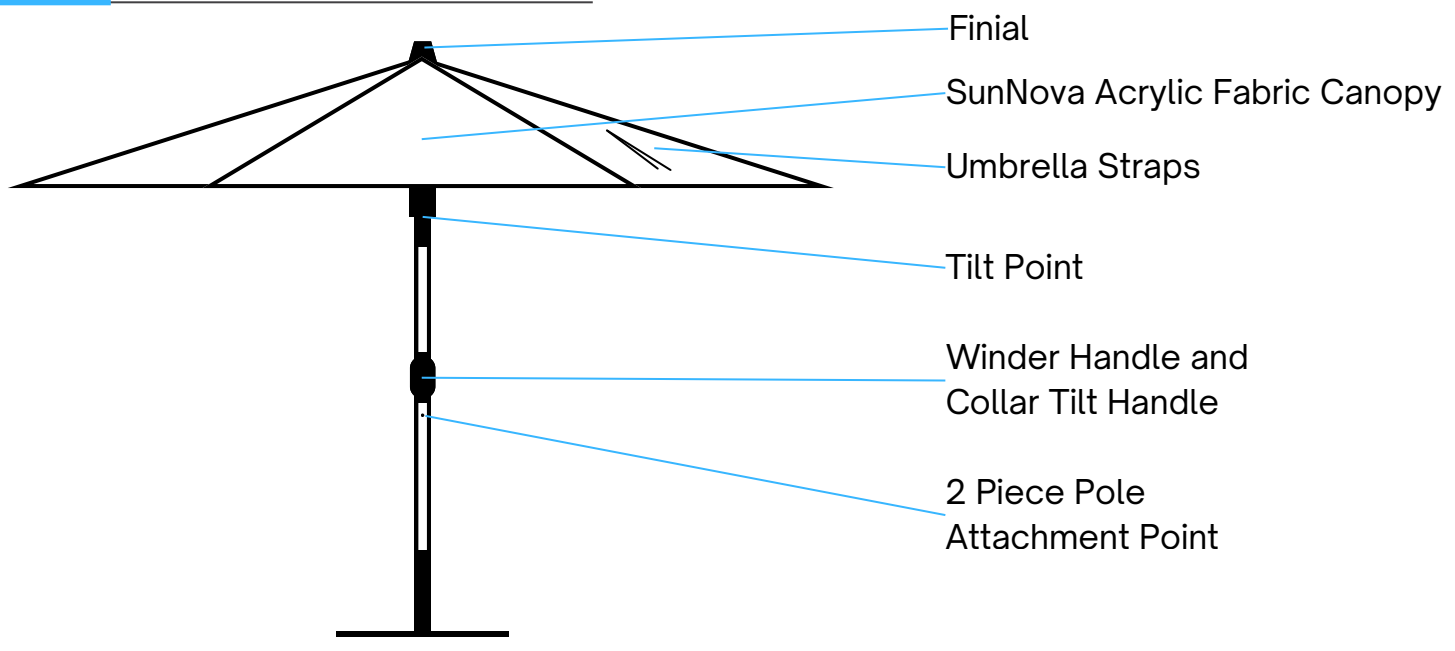
Dimensions



	A	B	C	D	E
2.7m Octagonal	2700	2512	2052	916	1083
3.3m Octagonal	3300	2511	2019	916	760
2.5m Square	2500	2514	2029	916	680

*All measurements in mm

Terminology Key

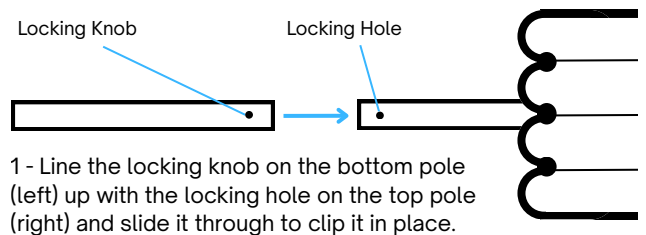


Assembling The Eden

The Sunranger Eden comes in a box that contains the umbrella and the umbrella's finial (top cap). The box is 8kg, and the umbrella's central pole is split into two parts which need to be assembled before using the umbrella.

1 Assembling the Pole

The bottom pole has a tensioned knob that clicks into a precut hole at the lower end of the top pole. To join them together, simply line the two poles up and slide the lower pole into the top pole until they lock into place - it is integral that you align the knob and the hole before attaching the poles, as twisting the bottom pole when it is inside the top pole may damage the locking knob (1). Position the umbrella into a suitable base, then the umbrella is ready for use.

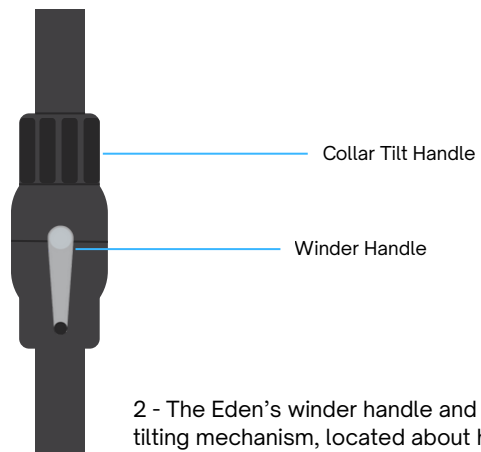


2 Operating the Umbrella

Opening and using the Eden is simple. Start by untying the attached straps and unfurling the fabric. To open the umbrella, hold the winding handle and turn it clockwise. You will notice the umbrella start to open, continue this action until the umbrella is completely open and the handle stops rotating.

The Eden Umbrella is also able to tilt. To activate the tilting feature, use the collar tilt mechanism which is located just above the winder handle and twist it clockwise (2). Continue this action until the umbrella is tilted to a satisfactory level.

Untilting and closing the umbrella is done by twisting the respective handles anti-clockwise. **Do not close the umbrella while the canopy is in a tilted position.** Close the umbrella when it is not in use and use the attached straps to keep it neat.



2 - The Eden's winder handle and collar tilting mechanism, located about halfway up the umbrella pole.